



SHRENUJ

HERITAGE • INNOVATION • PASSION

CIN: L99999MH1982PLC026903

Shrenuj & Company Ltd.

405, Dharam Palace,
100-103, N.S. Patkar Marg,
Mumbai 400 007, India.
Tel.: +91 (22) 6637 3500
Fax: +91 (22) 2363 2982
Email: info@shrenuj.com
www.shrenuj.com

October 6, 2015.

The Secretary
BSE Limited,
Phiroze Jeejeebhoi Towers,
Dalal Street,
Mumbai – 400 001.

National Stock Exchange of India Ltd.
“Exchange Plaza”, C – 1, Block G,
Bandra-Kurla Complex,
Bandra (E),
Mumbai – 400 051.

Dear Sir/Madam,

Ref.: **SEBI’s Circular No. CIR/CFD/DIL/10/2010 dated 16th December, 2010.**

Sub: **Shareholding pattern for the quarter ended 30th September, 2015**

Pursuant to Clause 35 of the Listing Agreement, enclosed please find Shareholding pattern for the quarter ended 30th September, 2015 alongwith list of members holding more than 1% and 5% Shares of the Company, in the requisite proforma.

Kindly take the same on record.

Thanking you,

Yours faithfully,
For SHRENUJ & COMPANY LTD.,

SANJAY M. ABHYANKAR
CHIEF COMPLIANCE OFFICER &
COMPANY SECRETARY

Encl.: as above

(I)(a) Statement showing Shareholding Pattern

Name of the Company: SHRENUJ & COMPANY LTD.
Scrip Code, Name of the scrip, class of security:- 523236, SHRENUJ, EQUITY
Quarter ended: 30th September, 2015


Partly paid-up shares:-	No. of partly paid-up shares	As a % of total no. of partly paid-up shares	As a % of total no. of shares of the company
Held by Promoter/ Promoter Group	N.A	N.A	N.A
Held by Public	N.A	N.A	N.A
Total			
Outstanding convertible securities:-	No. of outstanding securities	As a % of total no. of outstanding convertible securities	As a % of total no. of shares of the company, assuming full conversion of the convertible securities
Held by Promoter/ Promoter Group	N.A	N.A	N.A
Held by Public	N.A	N.A	N.A
Total			
Warrants:-	No. of warrants	As a % of total no. of warrants	As a % of total no. of shares of the company, assuming full conversion of warrants
Held by Promoter/ Promoter Group	N.A	N.A	N.A
Held by Public	N.A	N.A	N.A
Total			
Total paid-up capital of the Company, assuming full conversion of warrants and convertible securities	₹ 38,58,14,516 comprising of 19,29,07,258 Equity Shares of ₹ 2 each.		



Statement showing Shareholding Pattern

Category Code	Category of shareholder	Number of shareholders	Total number of shares	Number of shares held in dematerialized form	Total shareholding as a percentage of total number of shares		Shares pledged or otherwise encumbered	
					As a percentage of (A+B)	As a percentage of (A+B+C)	Number of shares	As a percentage
(I)	(II)	(III)	(IV)	(V)	(VI)	(VII)	(VIII)	(IX)=(VIII)/(IV)*100
(A)	Promoter and Promoter Group							
(1)	Indian							
(a)	Individuals / Hindu Undivided Family	13	72480234	72480234	37.5726	37.5726	49255000	67.9565
(b)	Central Government / State Government(s)							
(c)	Bodies Corporate	4	32112985	32112985	16.6469	16.6469	24073966	74.9665
(d)	Financial Institutions / Banks							
(e)	Any Other (specify)							
	Sub-Total (A)(1)	17	104593219	104593219	54.2194	54.2194	73328966	70.1087
(2)	Foreign							
(a)	Individuals (Non Resident Individuals / Foreign Individuals)							
(b)	Bodies Corporate							
(c)	Institutions							
(d)	Qualified Foreign Investor							
(e)	Any Other (specify)							
	Sub-Total (A)(2)	0	0	0	0.0000	0.0000	0	0.0000
	Total Shareholding of Promoter and Promoter group (A)= (A)(1)+(A)(2)	17	104593219	104593219	54.2194	54.2194	73328966	70.1087
(B)	Public shareholding						N.A	N.A
(1)	Institutions						N.A	N.A
(a)	Mutual Funds / UTI	2	13313	13313	0.0069	0.0069		
(b)	Financial Institutions / Banks	5	10254112	10254112	5.3156	5.3156		
(c)	Central Government / State Government(s)							
(d)	Venture Capital Funds							
(e)	Insurance Companies							
(f)	Foreign Institutional Investors	12	31392002	31389002	16.2731	16.2731		
(g)	Foreign Venture Capital Investors							
(h)	Qualified Foreign Investor							
(i)	Any Other (specify)							
(j)	Trust	2	5910	5910	0.0031	0.0031		
	Sub-Total (B)(1)	21	41665337	41662337	21.5986	21.5986		
2	Non-Institutions						N.A	N.A
(a)	Bodies Corporate	243	23054274	23053274	11.9510	11.9510		
(b)	Individuals -							
	i. Individual shareholders holding nominal share capital up to Rs. 1 lakh.	7584	8098556	6892979	4.1982	4.1982		
	ii. Individual shareholders holding nominal share capital in excess of Rs. 1 lakh.	24	8272092	8272092	4.2881	4.3118		
(c)	Qualified Foreign Investor	0	0	0	0.0000	0.0000		
(d)	Any Other (specify)							
	i. Clearing Member	0	0	0	0.0000	0.0000		
	ii. Market Maker	0	0	0	0.0000	0.0000		
	iii. Directors other than promoters and their relatives	8	2639447	2639447	1.3682	1.3682		
	iv. Foreign nationals / NRI/ NRN/ FC							
	a) Foreign Nationals	1	4950	4950	0.0026	0.0026		
	b) NRI	216	751859	505859	0.3898	0.3898		
	c) NRN	52	422912	422912	0.2192	0.2192		
	d) FC	1	39200	0	0.0203	0.0203		
	v. OCB	2	3365412	3365412	1.7446	1.7446		
	Sub-Total (B)(2)	8131	46648702	45156925	24.1819	24.1819		
	Total Public Shareholding (B) = (B)(1) + (B)(2)	8152	88314039	86819262	45.7806	45.7806	N.A	N.A
	Total (A) + (B)	8169	192907258	191412481	100.0000	100.0000	N.A	N.A
(C)	Shares held by Custodians and against which Depository Receipts have been issued							
(1)	Promoter and Promoter Group	0	0	0	0	0	N.A	N.A
(2)	Public	0	0	0	0	0	N.A	N.A
	GRAND TOTAL (A) + (B) + (C)	8169	192907258	191412481	100.0000	100.0000	73328966	38.0125

NA - Not Applicable



(I)(b) Statement showing holding of securities (including shares, warrants, convertible securities) of persons belonging to the category "Promoter and Promoter Group"

Sr. No.	Name of the Shareholder	PAN Number	Details of shares held		Encumbered Shares			Details of warrants		Details of convertible securities		Total shares (including underlying shares assuming full conversion of warrants and convertible securities) as a % of diluted share capital
			Number of shares held	As a % of grand total (A)+(B) of sub-clause (I)(a)	Number	As a percentage	As a % of grand total (A)+(B)+(C) of sub-clause (I)(a)	Number of warrants held	As a % total number of warrants of the same class	Number of convertible securities held	As a % total number of convertible securities of the same class	
(I)	(II)		(III)	(IV)	(V)	(VI)=(V)/(III)* 100	(VII)	(VIII)	(IX)	(X)	(XI)	(XII)
1	KIRTILAL KALIDAS DOSHI	AFRPD0572Q	7151528	3.71	950000	13.28	0.49					
2	SHREYAS KIRTILAL DOSHI	AACPD4486B	26698600	13.84	26655000	99.84	13.82					
3	GEETA SHREYAS DOSHI	AACPD3871G	4463492	2.31	1850000	41.45	0.96					
4	SUMAN KIRTILAL DOSHI	AADPD7470J	15104250	7.83	8900000	58.92	4.61					
5	VISHAL SHREYAS DOSHI	ADWPD2051R	14982018	7.77	10900000	72.75	5.65					
6	VISHAL SHREYAS DOSHI	ADWPD2051R	170000	0.09	0	0.00	0.00					
7	ANJALI PRADEEP MEHTA	AABPM7070R	690034	0.36	0	0.00	0.00					
8	PRADEEP MEHTA	AHXPM0093R	30000	0.02	0	0.00	0.00					
9	KIRTILAL KALIDAS DOSHI (ANUJ DOSHI TRUST)	AFRPD0572Q	563886	0.29	0	0.00	0.00					
10	SHRENUJ INVESTMENTS & FINANCE PVT LTD	AAACS9379R	25465142	13.20	24073966	94.54	12.48					
11	SHRENUJ INVESTMENTS AND FINANCE PRIVATE LIMITED	AAACS9379R	1553026	0.81	0	0.00	0.00					
12	SHRENUJ INVESTMENTS AND FINANCE PRIVATE LIMITED	AAACS9379R	2500000	1.30	0	0.00	0.00					
13	PREST IMPEX PRIVATE LIMITED	AAACP2021R	2594817	1.35	0	0.00	0.00					
14	SHREYAS K DOSHI (HUF)	AAAH09850R	430000	0.22	0	0.00	0.00					
15	KIRTILAL K DOSHI (HUF)	AAAHK7223B	330000	0.17	0	0.00	0.00					
16	ADITI SHREYAS DOSHI	AFEPD7582D	866426	0.45	0	0.00	0.00					
17	GEETA SHREYAS DOSHI (AMAN DOSHI TRUST)	AACPD3871G	1000000	0.52	0	0.00	0.00					
18	RACHANA VISHAL DOSHI	AIXPD8605R	0	0.00	0	0.00	0.00					
19	ANUJ KIRTILAL DOSHI	AAGPD8453L	0	0.00	0	0.00	0.00					
	TOTAL		104593219	54.22	73328966	70.11	38.01					

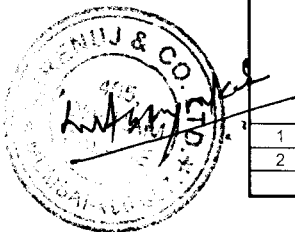


(l)(c)(i) Statement showing holding of securities (including shares, warrants, convertible securities) of persons belonging to the category "Public" and holding more than 1% of the total number of shares

Sr. No.	Name of the shareholder	PAN Number	Number of shares	Shares as a percentage of total number of shares { ie., Grand Total (A) + (B) + (C) indicated in Statement at para (l)(a) above}	Details of warrants		Details of convertible securities		Total shares (including underlying shares assuming full conversion of warrants and convertible securities) as a % of diluted share capital
					Number of warrants held	As a % total number of warrants of the same class	Number of convertible securities held	As a % total number of convertible securities of the same class	
1	INDIA MAX INVESTMENT FUND	AABC15500R	12281470	6.3665					
2	HSBC PRIVATE BANK (SUISSE) SA	AABCH7338E	10177740	5.2760					
3	BRIDGE INDIA FUND	AADCC3273B	9428822	4.8877					
4	AFRIN DIA	AAKCA5505F	9308822	4.8255					
5	HOLIDAY DEVELOPERS PRIVATE LIMITED	AABCH7612M	3513512	1.8213					
6	AVETON INVESTMENTS LIMITED	AAGCA4906J	3322440	1.7223					
7	FORTUNE GEMS PRIVATE LIMITED	AABCF5869L	2768663	1.4352					
8	SANCHETI TRADING PRIVATE LIMITED	AAQCS0635N	3025284	1.5683					Not Applicable
9	SHRENUJ AND COMPANY LIMITED UNCLAIMED SUSPENSE ACCOUNT	AAACS0690P	2707850	1.4037					
10	SANKHALA TRADING PRIVATE LIMITED	AAQCS0634P	2466486	1.2786					
11	CHARVI SHARE TRADING PRIVATE LIMITED	AAECC9826D	2516502	1.3045					
12	VANITA SHARE TRADING PVT. LTD.	AAECV1787G	2658834	1.3783					
13	NIHAR PARIKH	AABPP9101C	2210457	1.1459					
14	HAPPY SHARE TRADING PVT LTD	AADCH0385D	2099872	1.0885					
TOTAL			68486754	35.5024					

(l)(c)(ii) Statement showing holding of securities (including shares, warrants, convertible securities) of persons (together with PAC) belonging to the category "Public" and holding more than 5% of the total number of shares of the company


Sr. No.	Name of the shareholder	PAN Number	Number of shares	Shares as a percentage of total number of shares { ie., Grand Total (A) + (B) + (C) indicated in Statement at para (l)(a) above}	Details of warrants		Details of convertible securities		Total shares (including underlying shares assuming full conversion of warrants and convertible securities) as a % of diluted share capital
					Number of warrants held	As a % total number of warrants of the same class	Number of convertible securities held	% w. r. t total number of convertible securities of the same class	
1	INDIA MAX INVESTMENT FUND LTD	AABC15500R	12281470	6.3665					
2	HSBC PRIVATE BANK (SUISSE) SA	AABCH7338E	10177740	5.2760					Not Applicable
TOTAL			22459210	11.6425					



(I)(d) Statement showing details of locked-in-shares				
Sr. No.	Name of the shareholder	Category of Shareholders (Promoters/ Public)	Number of locked-in-shares	Locked-in-shares as a percentage of total number of shares { i.e., Grand Total (A) + (B) + (C) indicated in Statement at para (I)(a) above}
1	SHREYAS KIRTILAL DOSHI	Promoter	2941176	1.5247
2	VISHAL SHREYAS DOSHI	Promoter	4491176	2.3282
3	SHRENUJ INVESTMENTS & FINANCE PVT. LTD.	Promoter	1391176	0.7212
TOTAL			8823528	4.5740

(II)(a) Statement showing details of Depository Receipts (DRs)				
Sr. No.	Type of outstanding DR (ADRs, GDRs, SDRs, etc.)	Number of outstanding DRs	Number of shares underlying outstanding DRs	Shares underlying outstanding DRs as a percentage of total number of shares { i.e., Grand Total (A) + (B) + (C) indicated in Statement at para (I)(a) above}
Not Applicable				
TOTAL				

(II)(b) Statement showing Holding of Depository Receipts (DRs), where underlying shares held by 'promoter/ promoter group' are in excess of 1% of the total number of shares				
Sr. No.	Name of the DR Holder	Type of outstanding DR (ADRs, GDRs, SDRs, etc.)	Number of shares underlying outstanding DRs	Shares underlying outstanding DRs as a percentage of total number of shares { i.e., Grand Total (A) + (B) + (C) indicated in Statement at para (I)(a) above}
Not Applicable				
TOTAL				



(III)(a) Statement showing the voting pattern of shareholders, if more than one class of shares/securities is issued by the issuer.

Category	Category of Shareholder	Number of Voting Rights held in each class of securities			Total Voting Rights	Total Voting rights i.e. (VI)	
		Class X	Class Y	Class Z		(III + IV + V)	As a percentages of (A + B) (VII)
(I)	(II)	(III)	(IV)	(V)	(VI)		
(A)	Promoter and Promoter Group						
(1)	Indian						
(a)	Individuals/Hindu Undivided Family						
(b)	Central Government/ State Government(s)						
(c)	Bodies Corporate						
(d)	Financial Institutions/Banks						
(e)	Any Other (specify)						
	Sub-Total (A)(1)						
(2)	Foreign						
(a)	Individuals (Non Resident Individuals/ Foreign Individuals)						
(b)	Bodies Corporate						
(c)	Institutions						
(d)	Any Other (specify)						
	Sub-Total (A)(2)						
	Total Shareholding of Promoter and Promoter Group (A) = (A)(1)+(A)(2)						
(B)	Public Shareholding						
(1)	Institutions						
(a)	Mutual Funds/UTI						
(b)	Financial Institutions/Banks						
(c)	Central Government/ State Government(s)						
(d)	Venture Capital Funds						
(e)	Insurance Companies						
(f)	Foreign Institutional Investors						
(g)	Foreign Venture Capital Investors						
(h)	Any Other (specify)						
	Sub-Total (B)(1)						
(2)	Non-Institutions						
(a)	Bodies Corporate						
(b)	Individuals - i. Individual shareholders holding nominal share capital up to Rs. 1 lakh. ii. Individual shareholders holding nominal share capital in excess of Rs. 1 lakh.						
(c)	Any Other (specify)						
	Sub-Total (B)(2)						
	Total Public Shareholding (B) = (B)(1)+(B)(2)						
	TOTAL (A)+(B)						
(C)	Shares held by Custodians and against which Depository Receipts have been issued						
	GRAND TOTAL (A)+(B)+(C)						

NOT APPLICABLE

